












































14 200m Backstroke Women Heat





























Official


























☰ Entries 1 2 3 Heats

Total 13 years 14 years 15 years 16-18 years

Rank	Competitor	Age	Club	RT	FINA	Result	
1	 Bendall Em...	15	 Ice Breaker... <small>The Family Club</small>	+0.70		2:26.67 Entry: 2:32.37 (- 5.70)	Q
	50m: 33.96		100m: 1:11.40 (37.44)				
	150m: 1:49.20 (37.80)		200m: 2:26.67 (37.47)				
2	 Dekker Kate	17	 Liz van Wel...	+0.89		2:27.01 Entry: 2:29.04 (- 2.03)	Q
	50m: 34.06		100m: 1:11.32 (37.26)				
	150m: 1:49.83 (38.51)		200m: 2:27.01 (37.18)				
3	 Speers Bro...	14	 Greendale ...	+0.64		2:28.19 Entry: 2:33.44 (- 5.25)	Q
	50m: 33.90		100m: 1:11.71 (37.81)				
	150m: 1:50.78 (39.07)		200m: 2:28.19 (37.41)				
4	 Agent Sam...	16	Stratford A...	+0.63		2:30.85 Entry: 2:37.39 (- 6.54)	Q
	50m: 35.33		100m: 1:14.31 (38.98)				
	150m: 1:53.74 (39.43)		200m: 2:30.85 (37.11)				
5	 Harvey Tessa	15	 Liz van Wel...	+0.87		2:30.92 Entry: 2:34.33 (- 3.41)	Q
	50m: 34.92		100m: 1:13.32 (38.40)				
	150m: 1:52.86 (39.54)		200m: 2:30.92 (38.06)				
6	 Jackson Edie	14	 Evolution A...	+0.74		2:31.62 Entry: 2:34.70 (- 3.08)	Q
	50m: 35.38		100m: 1:13.79 (38.41)				
	150m: 1:53.28 (39.49)		200m: 2:31.62 (38.34)				
7	 Johnson Ol...	13	 Murihiku S...	+0.68		2:31.68 Entry: 2:39.08 (- 7.40)	Q
	50m: 35.29		100m: 1:13.30 (38.01)				
	150m: 1:52.55 (39.25)		200m: 2:31.68 (39.13)				
8	 Martin Ana...	15	Stratford A...	+0.65		2:31.71 Entry: 2:32.75 (- 1.04)	Q
	50m: 35.27		100m: 1:13.13 (37.86)				
	150m: 1:52.41 (39.28)		200m: 2:31.71 (39.30)				
9	 Scott Erin	16	 Whangarei ...	+0.73		2:31.88 Entry: 2:38.37 (- 6.49)	Q
	50m: 35.46		100m: 1:13.74 (38.28)				
	150m: 1:53.14 (39.40)		200m: 2:31.88 (38.74)				
10	 Jenkins Alivia	15	 Liz van Wel...	+0.65		2:32.22 Entry: 2:37.59 (- 5.37)	Q
	50m: 35.55		100m: 1:14.42 (38.87)				
	150m: 1:53.62 (39.20)		200m: 2:32.22 (38.60)				
11	 McLaren C...	13	 Trojans Swi...	+0.57		2:32.35 Entry: 2:38.18 (- 5.83)	Q
	50m: 35.77		100m: 1:14.55 (38.78)				
	150m: 1:54.26 (39.71)		200m: 2:32.35 (38.09)				
12	 Uys Heidi	17	Swim Timaru			2:32.72 Entry: 2:34.36 (- 1.64)	Q

	50m: 36.22 150m: 1:54.36 (39.45)	100m: 1:14.91 (38.69) 200m: 2:32.72 (38.36)		
13	 Ealam-Smit...	14  North Cant...	2:33.03 Entry: 2:38.08 (- 5.05)	Q
	50m: 35.24 150m: 1:54.09 (40.19)	100m: 1:13.90 (38.66) 200m: 2:33.03 (38.94)		
14	 Meynell Ellie	16  Greendale ... +0.61	2:33.04 Entry: 2:35.50 (- 2.46)	Q
	50m: 34.89 150m: 1:54.38 (40.16)	100m: 1:14.22 (39.33) 200m: 2:33.04 (38.66)		
15	 Rule Danni...	16  Porirua City... +0.66	2:33.15 Entry: 2:37.03 (- 3.88)	Q
	50m: 35.52 150m: 1:54.42 (39.98)	100m: 1:14.44 (38.92) 200m: 2:33.15 (38.73)		
16	 McNaughte...	16 Pukekohe S... +0.59	2:33.32 Entry: 2:32.67 (+ 0.65)	Q
	50m: 34.91 150m: 1:54.58 (40.29)	100m: 1:14.29 (39.38) 200m: 2:33.32 (38.74)		
17	 Ellis Sama...	14  Manurewa ... +0.69	2:33.37 Entry: 2:37.96 (- 4.59)	Q
	50m: 34.66 150m: 1:54.15 (40.18)	100m: 1:13.97 (39.31) 200m: 2:33.37 (39.22)		
18	 Maltai-Spe...	13  Evolution A... +0.67	2:33.51 Entry: 2:40.17 (- 6.66)	Q
	50m: 35.75 150m: 1:54.48 (39.76)	100m: 1:14.72 (38.97) 200m: 2:33.51 (39.03)		
19	 Neal Audrey	15  Coast Swi... +0.62	2:33.98 Entry: 2:39.84 (- 5.86)	Q
	50m: 36.55 150m: 1:55.71 (40.27)	100m: 1:15.44 (38.89) 200m: 2:33.98 (38.27)		
20	 Chaney Talia	14 Pukekohe S... +0.62	2:34.28 Entry: 2:35.84 (- 1.56)	Q
	50m: 35.91 150m: 1:54.91 (39.93)	100m: 1:14.98 (39.07) 200m: 2:34.28 (39.37)		
21	 Baars Ashlee	14  Vikings Swi... +0.71	2:34.35 Entry: 2:33.51 (+ 0.84)	Q
	50m: 35.32 150m: 1:54.14 (40.04)	100m: 1:14.10 (38.78) 200m: 2:34.35 (40.21)		
22	 Van Vliet M...	13  Mt Maunga... +0.66	2:34.39 Entry: 2:35.85 (- 1.46)	Q
	50m: 35.44 150m: 1:54.73 (39.94)	100m: 1:14.79 (39.35) 200m: 2:34.39 (39.66)		
23	 Gray Micha...	14  Raumati S... +0.68	2:34.42 Entry: 2:39.28 (- 4.86)	Q
	50m: 35.24 150m: 1:54.04 (40.62)	100m: 1:13.42 (38.18) 200m: 2:34.42 (40.38)		
24	 McGrath Lily	13  Neptune S... +0.67	2:34.52 Entry: 2:35.67 (- 1.15)	Q
	50m: 34.97 150m: 1:55.57 (41.81)	100m: 1:13.76 (38.79) 200m: 2:34.52 (38.95)		
25	 Hickford Tal...	14  Aquabladz ... +0.74	2:34.66 Entry: 2:36.69 (- 2.03)	Q
	50m: 37.42 150m: 1:56.29 (39.89)	100m: 1:16.40 (38.98) 200m: 2:34.66 (38.37)		


26	 Lomax Ella	13	 QEII Swim ...	+0.81	2:34.67 Entry: 2:42.76 (- 8.09)	Q
	50m: 35.27 150m: 1:55.46 (40.93)		100m: 1:14.53 (39.26) 200m: 2:34.67 (39.21)			
27	 Goomes R...	14	 Nelson Sou...	+0.65	2:34.86 Entry: 2:37.08 (- 2.22)	Q
	50m: 34.94 150m: 1:54.55 (40.70)		100m: 1:13.85 (38.91) 200m: 2:34.86 (40.31)			
28	 Lander Ash...	14	 St Paul's S...	+0.79	2:35.08 Entry: 2:40.46 (- 5.38)	Q
	50m: 36.70 150m: 1:56.17 (39.91)		100m: 1:16.26 (39.56) 200m: 2:35.08 (38.91)			
29	 Jansen Fleur	14	 Wanaka Sw...	+0.72	2:35.47 Entry: 2:37.64 (- 2.17)	
	50m: 34.78 150m: 1:55.51 (41.17)		100m: 1:14.34 (39.56) 200m: 2:35.47 (39.96)			
30	 Voight Addi...	16	 Jasi Swim ...	+0.64	2:35.88 Entry: 2:31.39 (+ 4.49)	Q
	50m: 35.08 150m: 1:54.90 (41.02)		100m: 1:13.88 (38.80) 200m: 2:35.88 (40.98)			
31	 Mill Georgia	14	 Trojans Swi...	+0.71	2:36.38 Entry: 2:36.95 (- 0.57)	
	50m: 36.22 150m: 1:56.54 (41.12)		100m: 1:15.42 (39.20) 200m: 2:36.38 (39.84)			
32	 Van Der He...	14	 Selwyn Swi...	+0.65	2:36.63 Entry: 2:38.40 (- 1.77)	
	50m: 35.45 150m: 1:56.51 (41.09)		100m: 1:15.42 (39.97) 200m: 2:36.63 (40.12)			
33	 Crawford L...	13	 Porirua City...	+0.75	2:36.73 Entry: 2:44.86 (- 8.13)	Q
	50m: 35.61 150m: 1:57.74 (42.26)		100m: 1:15.48 (39.87) 200m: 2:36.73 (38.99)			
34	 Gresham G...	17	 Whanganui...	+0.65	2:37.03 Entry: 2:33.10 (+ 3.93)	Q
	50m: 36.96 150m: 1:57.41 (41.25)		100m: 1:16.16 (39.20) 200m: 2:37.03 (39.62)			
35	 Kennard S...	13	 Aquabladz ...	+0.72	2:37.09 Entry: 2:43.10 (- 6.01)	Q
	50m: 36.74 150m: 1:58.63 (41.26)		100m: 1:17.37 (40.63) 200m: 2:37.09 (38.46)			
36	 Wills Grace	13	 TBSS Cent...	+0.87	2:37.11 Entry: 2:37.74 (- 0.63)	Q
	50m: 37.60 150m: 1:58.16 (40.74)		100m: 1:17.42 (39.82) 200m: 2:37.11 (38.95)			
37	 Lingard Olivia	14	 SwimZone ...	+0.80	2:37.34 Entry: 2:34.08 (+ 3.26)	
	50m: 35.95 150m: 1:56.41 (40.98)		100m: 1:15.43 (39.48) 200m: 2:37.34 (40.93)			
38	 Doak Charl...	14	 Selwyn Swi...	+0.68	2:37.55 Entry: 2:39.13 (- 1.58)	
	50m: 36.67 150m: 1:57.15 (40.94)		100m: 1:16.21 (39.54) 200m: 2:37.55 (40.40)			
39	 Orbell Erika	13	 TBSS Cent...	+0.63	2:37.56 Entry: 2:39.63 (- 2.07)	Q
	50m: 36.00		100m: 1:15.80 (39.80)			

		150m: 1:56.56 (40.76)	200m: 2:37.56 (41.00)		
40	 Batchelor T...	13	 Thames Sw... +0.67	2:37.75 Entry: 2:36.55 (+ 1.20)	
		50m: 37.25 150m: 1:57.64 (40.70)	100m: 1:16.94 (39.69) 200m: 2:37.75 (40.11)		
41	 Ferguson A...	15	 North Cant... +0.77	2:37.98 Entry: 2:36.15 (+ 1.83)	Q
		50m: 36.61 150m: 1:57.37 (40.75)	100m: 1:16.62 (40.01) 200m: 2:37.98 (40.61)		
42	 Waddell Oli...	14	Pukekohe S... +0.68	2:38.20 Entry: 2:41.79 (- 3.59)	
		50m: 36.01 150m: 1:57.66 (41.52)	100m: 1:16.14 (40.13) 200m: 2:38.20 (40.54)		
43	 Yang Ming...	13	Dannevirke ... +0.77	2:38.43 Entry: 2:40.56 (- 2.13)	
		50m: 36.37 150m: 1:58.68 (41.65)	100m: 1:17.03 (40.66) 200m: 2:38.43 (39.75)		
44	 Jarrett Lani	13	 St Paul's S... +0.67	2:38.53 Entry: 2:41.13 (- 2.60)	
		50m: 37.89 150m: 1:59.26 (40.84)	100m: 1:18.42 (40.53) 200m: 2:38.53 (39.27)		
45	 Doggett Ag...	14	 Whanganui... +0.61	2:38.87 Entry: 2:41.36 (- 2.49)	
		50m: 37.90 150m: 1:59.66 (40.74)	100m: 1:18.92 (41.02) 200m: 2:38.87 (39.21)		
46	 Rogers Piper	15	 Tawa Swim... +0.64	2:39.56 Entry: 2:40.41 (- 0.85)	Q
		50m: 37.07 150m: 1:59.68 (41.54)	100m: 1:18.14 (41.07) 200m: 2:39.56 (39.88)		
47	 Hanna Car...	13	 Whanganui... +0.92	2:39.58 Entry: 2:39.55 (+ 0.03)	
		50m: 36.89 150m: 1:58.18 (41.68)	100m: 1:16.50 (39.61) 200m: 2:39.58 (41.40)		
48	 Burgess Kate	13	 QEII Swim ...	2:39.70 Entry: 2:42.26 (- 2.56)	
		50m: 37.53 150m: 1:58.06 (41.27)	100m: 1:16.79 (39.26) 200m: 2:39.70 (41.64)		
49	 Bennett Riley	14	 Pirates Swi... +0.75	2:40.33 Entry: 2:35.92 (+ 4.41)	
		50m: 35.90 150m: 1:58.15 (42.20)	100m: 1:15.95 (40.05) 200m: 2:40.33 (42.18)		
50	 Alderton H...	15	 Levin Swim... +0.75	2:40.59 Entry: 2:38.28 (+ 2.31)	Q
		50m: 38.47 150m: 2:00.88 (42.06)	100m: 1:18.82 (40.35) 200m: 2:40.59 (39.71)		
51	 Oldfield Maia	17	 Vikings Swi... +0.75	2:40.73 Entry: 2:36.57 (+ 4.16)	Q
		50m: 36.50 150m: 1:58.51 (41.91)	100m: 1:16.60 (40.10) 200m: 2:40.73 (42.22)		
52	 Grenfell Ch...	14	Masterton S... +0.76	2:40.83 Entry: 2:41.65 (- 0.82)	
		50m: 36.33 150m: 1:58.74 (42.27)	100m: 1:16.47 (40.14) 200m: 2:40.83 (42.09)		
53	 Bell Sophie	15	 Pirates Swi... +0.65	2:44.80 Entry: 2:36.07 (+ 8.73)	Q


50m: 36.84 100m: 1:19.30 (42.46)
150m: 2:02.73 (43.43) 200m: 2:44.80 (42.07)

54  Morrison Si... 13  Kowhai Swi... +0.56 **2:46.58**
Entry: 2:43.79 (+ 2.79)

50m: 37.48 100m: 1:18.95 (41.47)
150m: 2:02.38 (43.43) 200m: 2:46.58 (44.20)

55  Jiang Olivia 13 Roskill Swi... +0.83 **2:48.73**
Entry: 2:41.21 (+ 7.52)

50m: 39.32 100m: 1:21.83 (42.51)
150m: 2:05.48 (43.65) 200m: 2:48.73 (43.25)

56  Winn Ava 13 Roskill Swi... +0.70 **2:48.74**
Entry: 2:43.65 (+ 5.09)

50m: 37.29 100m: 1:18.77 (41.48)
150m: 2:03.96 (45.19) 200m: 2:48.74 (44.78)

0  Neshausen... 13  Parnell Swi... DNS